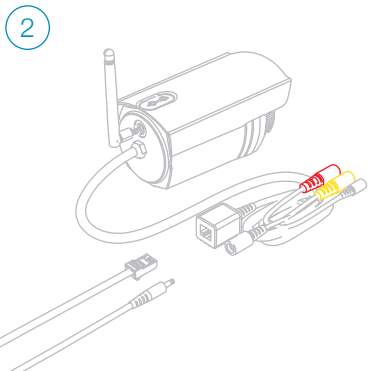
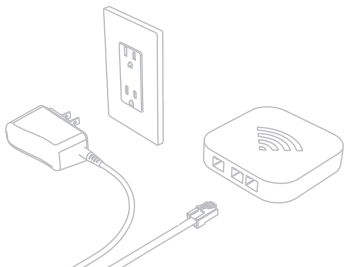
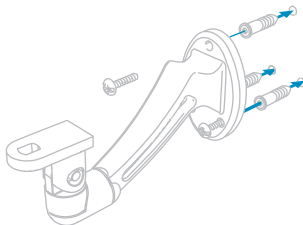


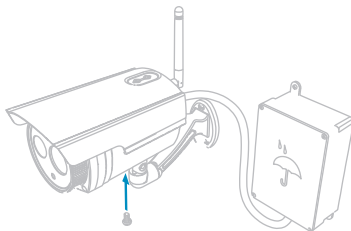
- 1 Connect your camera to power and your router.



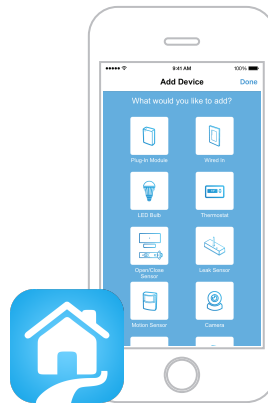
- 3 Mount the bracket using screws and wall anchors¹



- 4 Position your camera and affix it with the set screw²



- 5 Launch the Insteon app and select Add a Camera³



For more documentation, visit:
insteon.com/get-started-2864-232

For more documentation, visit:
[insteon.com/get-started-2864-232](https://www.insteon.com/get-started-2864-232)

1. Different wall materials require different screws and anchors. Use the appropriate type for your mounting surface. Drywall screws and anchors have been provided. Use caution when drilling holes in walls that may contain live electrical wires.
2. Secure camera connections in a water-tight enclosure.
3. Insteon Cameras require the Insteon Hub.

Certification

This device complies with FCC Rules Part 15. Operation is subject to the following two conditions:
1) This device may not cause harmful interference, and 2) This device must accept any interference received, including interference that may cause undesired operation.

This equipment has been tested and found to comply with the limits for a Class B digital device, pursuant to Part 15 of the FCC Rules.

These limits are designed to provide reasonable protection against harmful interference when the equipment is operated in a commercial environment.

This equipment generates, uses, and can radiate radio frequency energy and, if not installed and used in accordance with the installation manual, may cause harmful interference to radio communications. Operation of this equipment in a residential area is likely to cause harmful interference, in which case the user will be required to correct the interference at his own expense.

Caution

Any changes or modification not expressly approved by the party responsible for compliance could void the user's authority to operate this equipment.

This is a Class B product. In a domestic environment, this product may cause radio interference, in which case the user may be required to take adequate measures.